

# Welcome to The Liftoff

## Global Opportunities newsletter!



QUEEN'S  
UNIVERSITY  
BELFAST

CAREERS  
EMPLOYABILITY  
AND SKILLS





Hope you're all enjoying life after exams and are starting to think ahead to the summer months and your exchange. It was great to see so many of you at the pre-departure sessions!

This time of year is ideal to check in on your exchange readiness – not too early to get organised with accommodation or visas etc, but not too late to catch up if your studies have dominated the last few months of your life.

This month, our Go Global Ambassadors are sharing their thoughts on how they prepared for exchange and the finances of relocating.





‘My five top tips on what to do to be ready for your exchange’ Natasha –  
BSc Mathematics with Spanish,  
Universidad Complutense de Madrid

“1. If you can, try and find accommodation close to public transport (metro line or bus route) that has a direct route to your uni or place of work.

2. Work and save money as much as you can over summer.






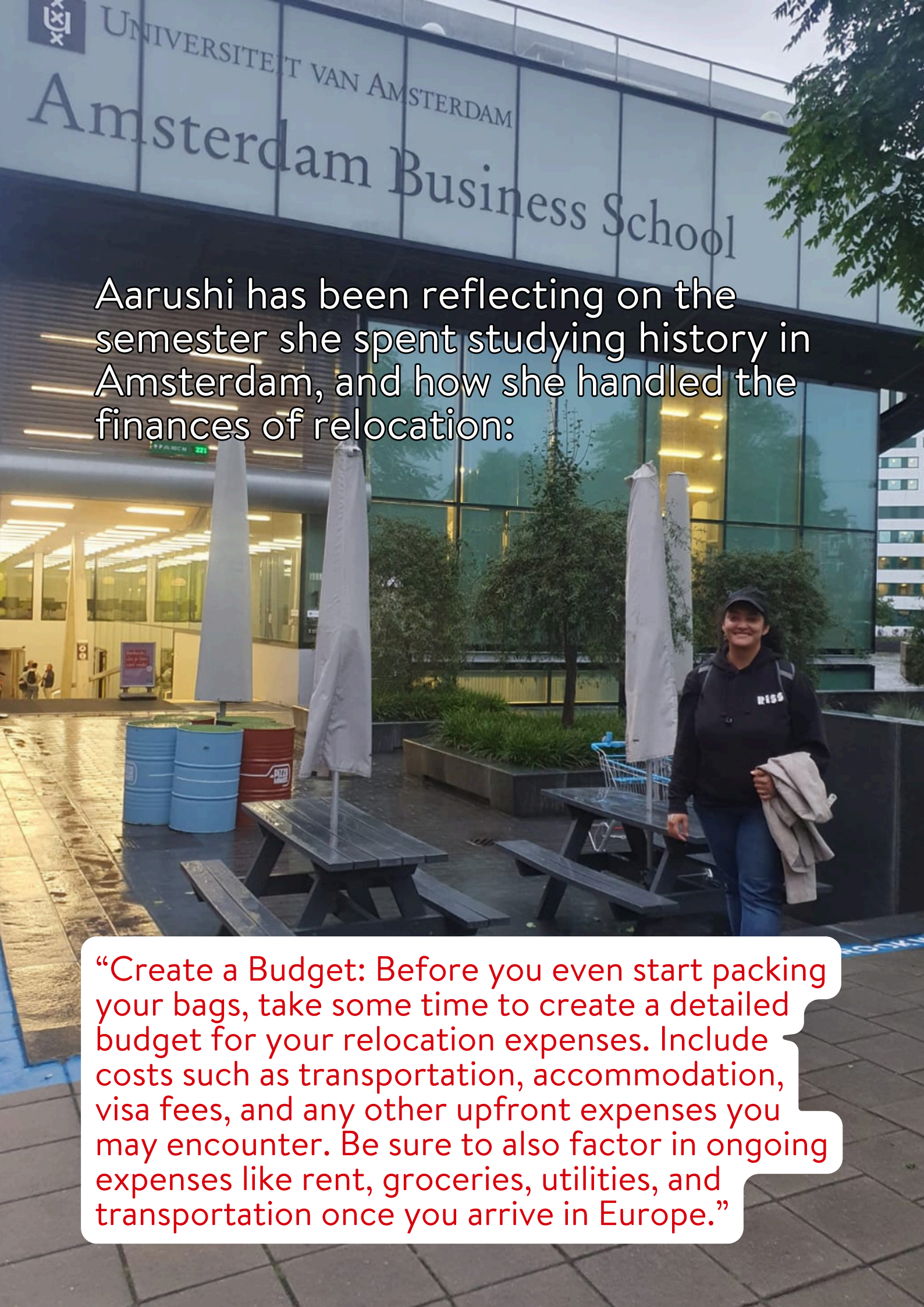
3. Research if there is a public transport card. For example, in Madrid I pay €8 a month for my personal tarjeta de transporte and I can travel by metro and bus all over Madrid.

4. Don't just pack summer clothes if you're going to a hot country. It gets very cold in the winter so bring jumpers/layers.

5. Research SIM card options in your country as you don't want to spend a lot on data roaming while being abroad.







Aarushi has been reflecting on the semester she spent studying history in Amsterdam, and how she handled the finances of relocation:

“Create a Budget: Before you even start packing your bags, take some time to create a detailed budget for your relocation expenses. Include costs such as transportation, accommodation, visa fees, and any other upfront expenses you may encounter. Be sure to also factor in ongoing expenses like rent, groceries, utilities, and transportation once you arrive in Europe.”

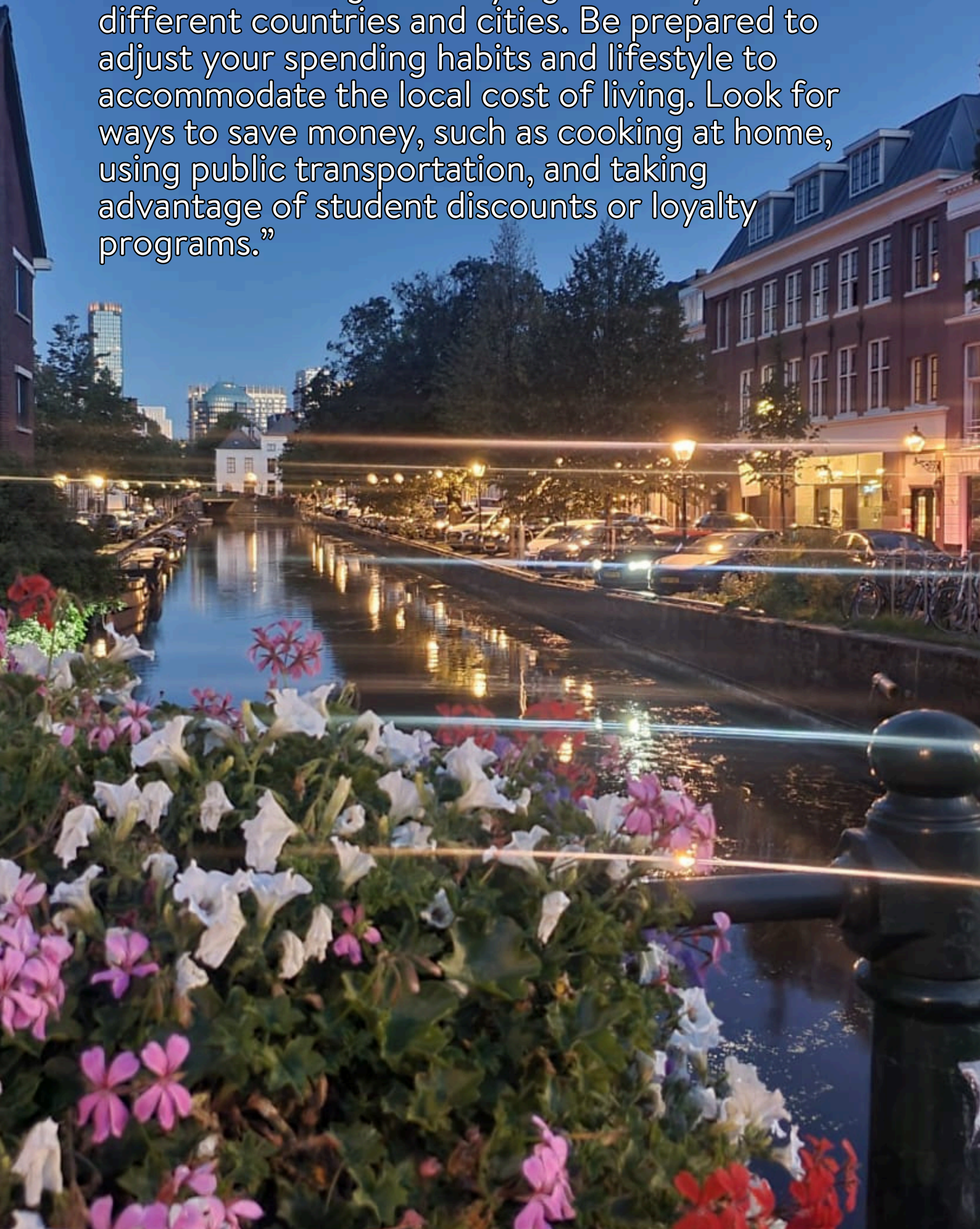


“Set Up Health Insurance: Health care systems vary so make sure you understand the requirements for health insurance in your new country. Determine whether you're eligible for public health insurance or if you'll need to purchase private insurance. Research different insurance providers to find a plan that offers comprehensive coverage at a reasonable cost.”

“Explore Housing Options: Research the housing market in your new city to get an idea of rental prices and housing options. Consider factors such as location, amenities, and proximity to public transportation when choosing a place to live. Be prepared to provide a security deposit and possibly several months' rent upfront when securing accommodation.”



“Adapt to the Cost of Living: Keep in mind that the cost of living can vary significantly across different countries and cities. Be prepared to adjust your spending habits and lifestyle to accommodate the local cost of living. Look for ways to save money, such as cooking at home, using public transportation, and taking advantage of student discounts or loyalty programs.”





# LEIDSEBUURT THEATERBUURT

“Build a Financial Safety Net: Finally, it's essential to build a financial safety net to cover unexpected expenses or emergencies. Aim to save some of your living expenses in an easily accessible savings account.”





With these tips, you will be all set to sit back and enjoy the life you have now built for yourself while studying abroad. So, what are you waiting for?

**Look out for the next edition of  
The Liftoff**   
coming in June.

Don't forget, if you have any queries just pop us an email at [goglobal@qub.ac.uk](mailto:goglobal@qub.ac.uk) or book an appointment with one of our team [here](#)